



Cambridge IGCSE™ (9–1)

CANDIDATE
NAME

CENTRE
NUMBER

--	--	--	--	--

CANDIDATE
NUMBER

--	--	--	--



PHYSICS

0972/42

Paper 4 Theory (Extended)

May/June 2020

1 hour 15 minutes

You must answer on the question paper.

No additional materials are needed.

INSTRUCTIONS

- Answer **all** questions.
- Use a black or dark blue pen. You may use an HB pencil for any diagrams or graphs.
- Write your name, centre number and candidate number in the boxes at the top of the page.
- Write your answer to each question in the space provided.
- Do **not** use an erasable pen or correction fluid.
- Do **not** write on any bar codes.
- You may use a calculator.
- You should show all your working and use appropriate units.
- Take the weight of 1.0 kg to be 10 N (acceleration of free fall = 10 m/s^2).

INFORMATION

- The total mark for this paper is 80.
- The number of marks for each question or part question is shown in brackets [].

This document has **12** pages. Blank pages are indicated.

1 Fig. 1.1 shows the speed–time graph of a person on a journey.

On the journey, he walks and then waits for a bus. He then travels by bus. He gets off the bus and waits for two minutes. He then walks again. His journey takes 74 minutes.

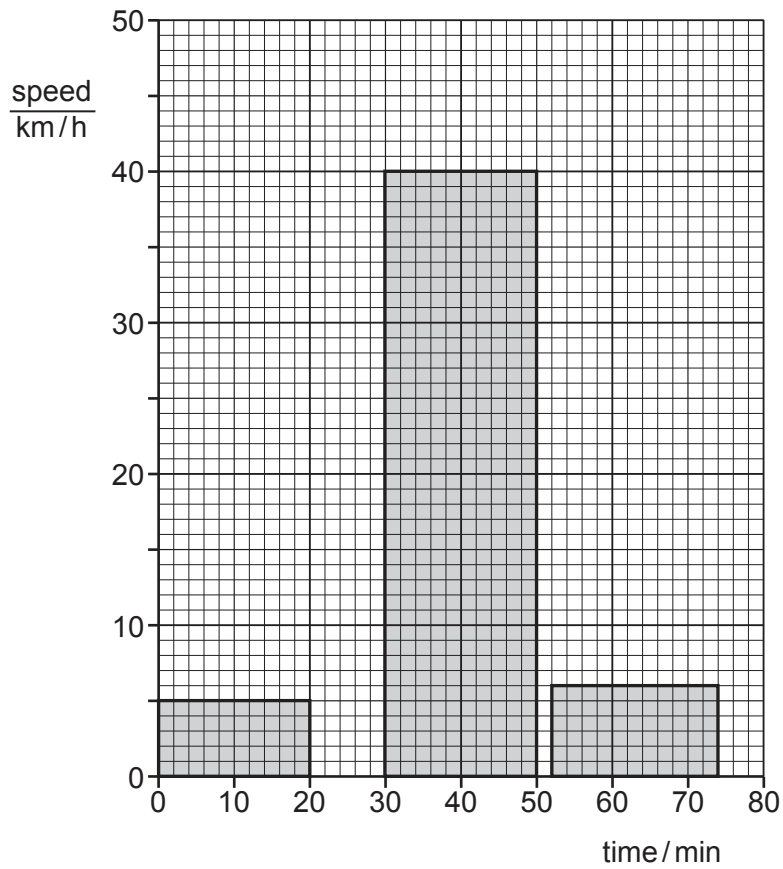


Fig. 1.1

(a) For the whole journey calculate:

(i) the distance travelled

distance = [3]

(ii) the average speed.

average speed = [2]

(b) State and explain which feature of a speed–time graph shows acceleration.

.....
..... [2]

(c) State and explain the acceleration of the person at time = 40 minutes.

.....
..... [2]

[Total: 9]

2 Fig. 2.1 shows a train.

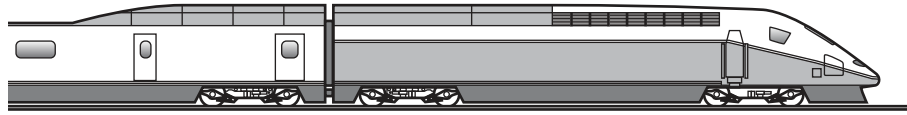


Fig. 2.1

The total mass of the train and its passengers is 750 000 kg. The train is travelling at a speed of 84 m/s. The driver applies the brakes and the train takes 80 s to slow down to a speed of 42 m/s.

(a) Calculate the impulse applied to the train as it slows down.

impulse = [3]

(b) Calculate the average resultant force applied to the train as it slows down.

force = [2]

(c) Suggest how the shape of the train helps it to travel at high speeds.

.....
 [1]

(d) The train took 80 s to reduce its speed from 84 m/s to 42 m/s. Explain why, with the same braking force, the train takes more than 80 s to reduce its speed from 42 m/s to zero.

.....
 [1]

(e) On a wet day, the train travels a greater distance before it stops along the same track. The train has the same speed of 84 m/s before the brakes are applied.

Suggest a reason for this.

.....
 [1]

[Total: 8]

3 (a) A solar panel receives energy from the Sun at a rate of 5.0 kW.

Thermal energy is transferred from the solar panel to water with an efficiency of 20%.

Cold water of mass 15 kg enters the solar panel every hour.

The specific heat capacity of water is 4200 J/(kg °C).

Calculate the temperature increase of the water.

temperature increase = °C [4]

(b) State and explain **one** advantage and **one** disadvantage of heating the water in a solar panel compared with heating the water in a coal-burning boiler.

advantage

explanation

.....

disadvantage

explanation

..... [4]

[Total: 8]

- 4 Fig. 4.1 shows a liquid-in-glass thermometer without a temperature scale. The liquid inside the thermometer has a melting point of $-39\text{ }^{\circ}\text{C}$.



Fig. 4.1

- (a) Describe simple experiments to mark the positions of the fixed points on this liquid-in-glass thermometer.

.....
.....
.....
.....
.....
..... [4]

- (b) A scientist is measuring temperatures at the South Pole. These temperatures have a minimum value of $-90\text{ }^{\circ}\text{C}$.

State why the liquid used in the thermometer in Fig. 4.1 would **not** be suitable for this scientist.

..... [1]

- (c) State a design change that:

(i) increases the sensitivity of a liquid-in-glass thermometer
..... [1]

(ii) increases the range of a liquid-in-glass thermometer.
..... [1]

- (d) State the property of the liquid which ensures that the scale on a liquid-in-glass thermometer is linear.

..... [1]

[Total: 8]

- 5 Fig. 5.1 shows crests of a wave approaching a barrier where the wave is reflected.

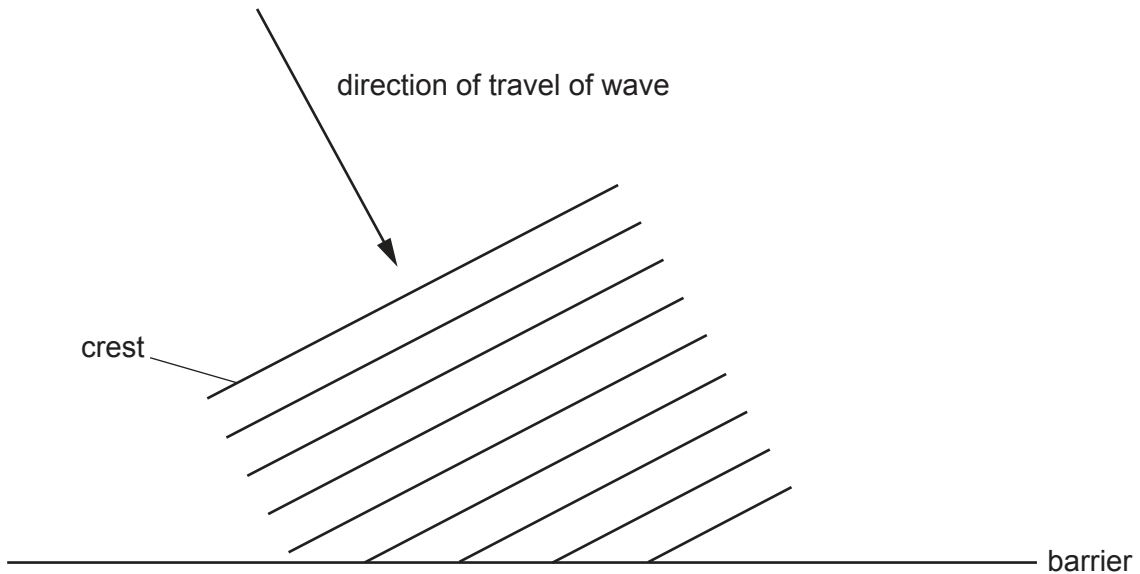


Fig. 5.1

- (a) On Fig. 5.1, draw **three** crests of the reflected wave. [3]
- (b) The wave has a wavelength of 36 cm and a speed of 1.2 m/s.
Calculate the frequency of the wave.

frequency = [3]

- (c) Complete the following sentences.

An echo is the name for a reflected wave.

The waves that form an echo are a type of longitudinal wave. Longitudinal waves are made up of and rarefactions.

[2]

[Total: 8]

- 6 (a) Fig. 6.1 shows an arrangement of glass prisms inside a box. The angles of the prisms are 45° , 45° and 90° .

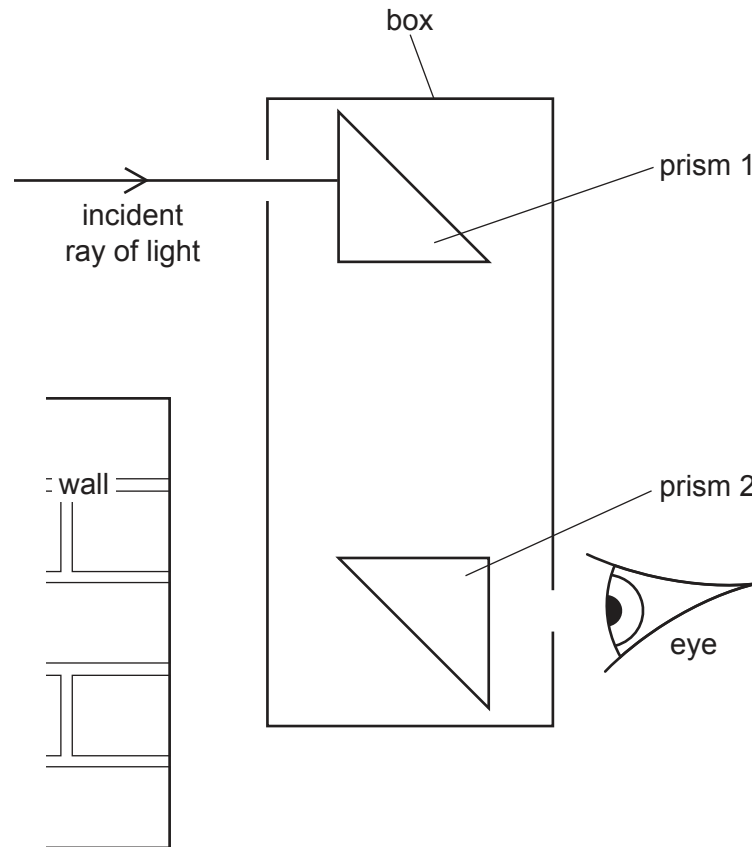


Fig. 6.1 (not to scale)

This is a device used to view objects that are behind a wall.
The incident ray of light undergoes total internal reflection in the prisms.

On Fig. 6.1, complete the path of the ray through the device and show the ray as it emerges from the box. [3]

- (b) Show that the refractive index of glass with a critical angle of 45° is 1.41.

[2]

[Total: 5]

- 7 (a) A student makes a transformer that uses an alternating current (a.c.) supply with an electromotive force (e.m.f.) of 12.0V to induce an output potential difference (p.d.) of 2.0V.

The student is provided with two lengths of insulated wire and the U-shaped piece of iron shown in Fig. 7.1.

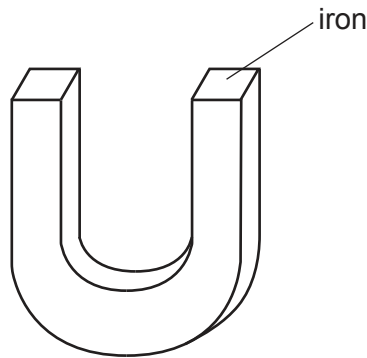


Fig. 7.1

- (i) Complete and label Fig. 7.1 to show the transformer connected to the supply and the output from the transformer. [3]

- (ii) Explain the function of the piece of iron in the transformer.

.....

 [2]

- (iii) The output of the transformer is connected to a lamp. The current in the lamp is 100 mA. The transformer is 100% efficient.

Calculate the input current to the transformer.

current = [2]

- (b) Another transformer is used in a school laboratory to step down a mains supply with a p.d. of 110V to 12V. This transformer is mounted in a metal case.

State and explain an essential safety feature required for this arrangement.

.....
 [2]

[Total: 9]

- 8 (a) A light-emitting diode (LED) is a diode that emits light when there is a current in it. Draw a circuit diagram showing an LED, connected so that it is lit, in series with a battery and a fixed resistor. Use standard electrical symbols.

[4]

- (b) The p.d. across the LED when lit is 3.1 V and the current in the LED is 0.030 A.

Calculate the value of the resistance of the LED when lit.

resistance = [2]

- (c) Fig. 8.1 shows a power supply of e.m.f. 10.5 V connected in series with a lamp and a heater. The p.d. across the lamp is 2.1 V and the current in the lamp is 1.5 A.

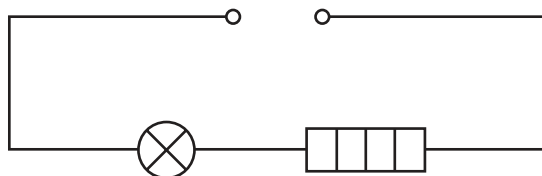


Fig. 8.1

Calculate:

- (i) the resistance of the heater

resistance = [2]

- (ii) the power of the heater.

power = [2]

[Total: 10]

9 (a) Complete the truth table shown in Table 9.1 for a NAND gate.

Table 9.1

input 1	input 2	output
0	0	
0	1	
1	0	
1	1	

[1]

(b) The circuit shown in Fig. 9.1 contains two different types of gate, labelled X and Y.

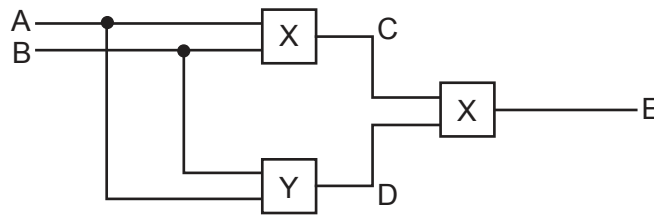


Fig. 9.1

Table 9.2 shows a partially completed truth table for this circuit.

Table 9.2

input		intermediate point		output
A	B	C	D	E
0	0	0	0	
0	1	1	0	
1	0	1	0	
1	1	1	1	

(i) From Table 9.2, deduce the name of logic gate Y.

Ring your answer from the list.

AND NAND NOR NOT OR [1]

(ii) Complete the truth table in Table 9.2. [2]

(c) There is a current of 3.0A in a copper wire. Calculate how many electrons pass through the copper wire every 60s. The charge on an electron is $1.6 \times 10^{-19}\text{C}$.

number of electrons = [3]

[Total: 7]
[Turn over

- 10 Fig. 10.1 shows a vacuum tube with a radioactive source. The radioactive source emits α -particles, β -particles and γ -rays. There is a very strong magnetic field between the N pole and the S pole of the magnet.

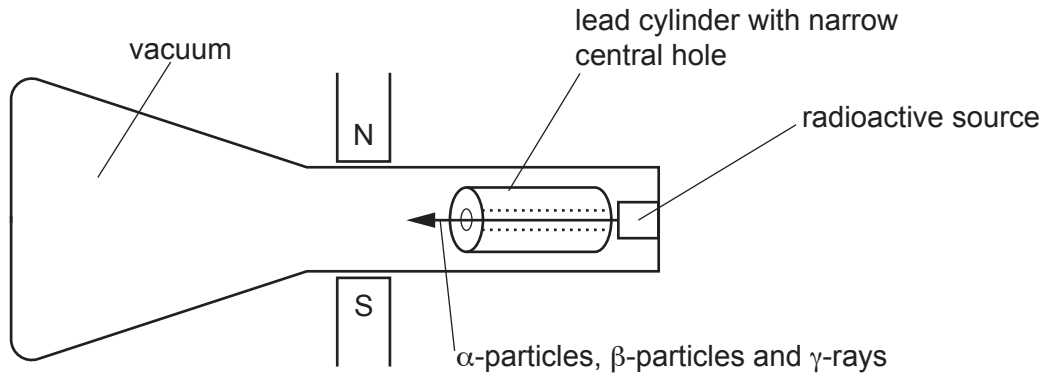


Fig. 10.1

- (a) The lead cylinder has a narrow central hole. State and explain the effect of the lead cylinder.

.....
 [2]

- (b) Describe the paths of the α -particles, β -particles and γ -rays as they pass through the magnetic field. Explain your answers.

- (i) α -particles

.....

 [2]

- (ii) β -particles

.....

 [2]

- (iii) γ -rays

.....

 [2]

[Total: 8]

Permission to reproduce items where third-party owned material protected by copyright is included has been sought and cleared where possible. Every reasonable effort has been made by the publisher (UCLES) to trace copyright holders, but if any items requiring clearance have unwittingly been included, the publisher will be pleased to make amends at the earliest possible opportunity.

To avoid the issue of disclosure of answer-related information to candidates, all copyright acknowledgements are reproduced online in the Cambridge Assessment International Education Copyright Acknowledgements Booklet. This is produced for each series of examinations and is freely available to download at www.cambridgeinternational.org after the live examination series.

Cambridge Assessment International Education is part of the Cambridge Assessment Group. Cambridge Assessment is the brand name of the University of Cambridge Local Examinations Syndicate (UCLES), which itself is a department of the University of Cambridge.